

MEGA PADLOCK → LOCKING PROCEDURE

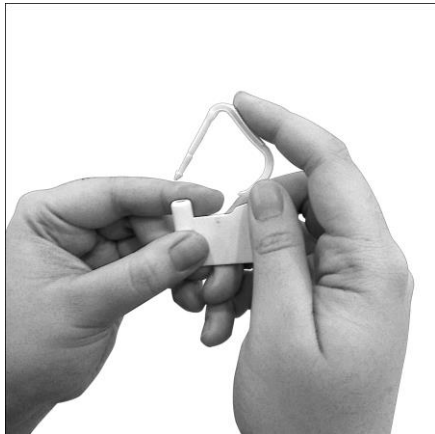


Diagram A

STEP 1

Make sure the Mega Padlock is held with the front side facing the user, as shown in Diagram A.

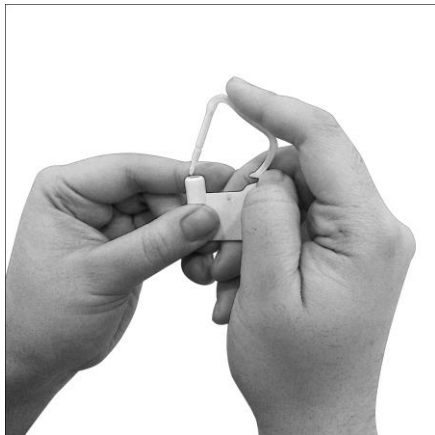


Diagram B

STEP 2

Insert the locking hook into the hole, as shown in Diagram B.




Diagram C

STEP 3

After inserting, push the hook all the way in until reaching the maximum depth to lock, as shown in Diagram C.