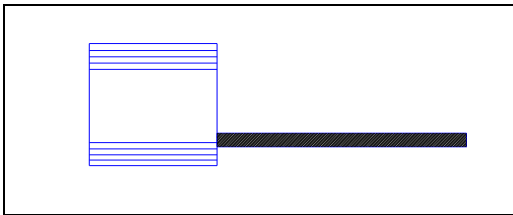
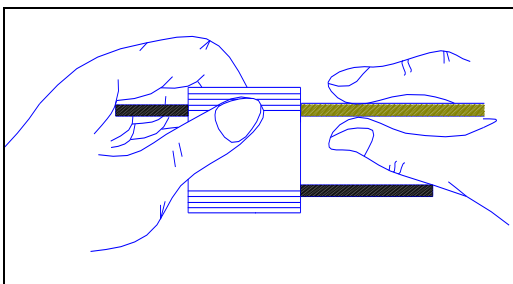


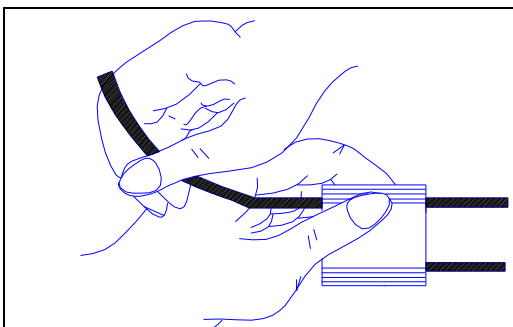
# CABLE BREAKAWAY → LOCKING PROCEDURE



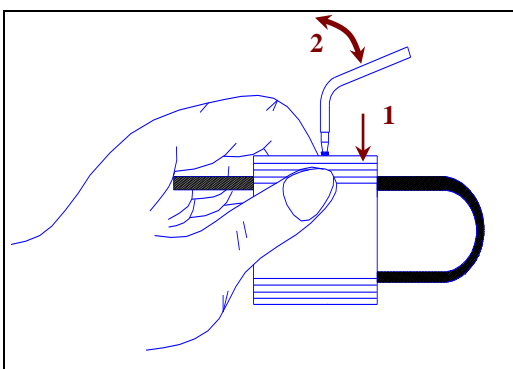
**Diagram A**



**Diagram B**



**Diagram C**



**Diagram D**

## **STEP 1**

Make sure the seal body being placed with the front side facing the user, as shown in Diagram A.

## **STEP 2**

Hold the seal body using one hand and with the other, insert the wire to the entry hole and push till it appears on the other side, as shown in Diagram B.

## **STEP 3**

Then, pull the wire tight till the maximum and ensure there is no gap left after sealing, as shown in Diagram C

## **STEP 4**

Finally, use the shear bolt to screw in at the side of the seal body to hold the wire at the required position, as shown in Diagram D. Once screwed tight till the maximum, break the shear bolt by pushing it forward / backwards.